



Synonym

Glycoprotein H & Glycoprotein L/gH & gL (VZV)

Source

Varicella zoster virus (strain Oka vaccine) gH&gL Protein, Twin-Strep Tag&His Tag(GHL-V5283) is expressed from human 293 cells (HEK293). It contains AA Asn 18-Arg 795 & Leu 23 - Gln 160 (Accession # [Q775J3](#) & [Q9J3N1](#)).

Predicted N-terminus: Asn 18 & Leu 23

Molecular Characterization

gH (Asn 18-Arg 795) Q775J3	Twin-Strep
gL (Leu 23 - Gln 160) Q9J3N1	Poly-his

This protein carries a twin strep tag at the C-terminus. The protein has a calculated MW of 90.2 kDa & 17 kDa. The protein migrates as 110-130 kDa when calibrated against [Star Ribbon Pre-stained Protein Marker](#) under reducing (R) condition (SDS-PAGE) due to glycosylation.

Endotoxin

Less than 1.0 EU per µg by the LAL method.

Purity

>90% as determined by SDS-PAGE.

>90% as determined by SEC-MALS.

Formulation

Lyophilized from 0.22 µm filtered solution in 0.5 M Arginine, PBS, pH7.4 with trehalose as protectant.

Contact us for customized product form or formulation.

Reconstitution

Please see Certificate of Analysis for specific instructions.

For best performance, we strongly recommend you to follow the reconstitution protocol provided in the CoA.

Storage

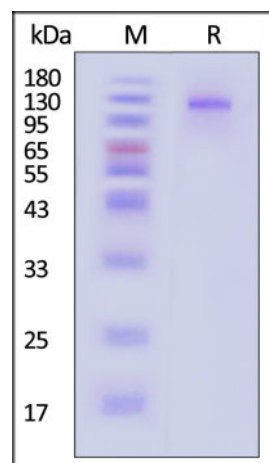
For long term storage, the product should be stored at lyophilized state at -20°C or lower.

Please avoid repeated freeze-thaw cycles.

This product is stable after storage at:

- -20°C to -70°C for 12 months in lyophilized state;
- -70°C for 3 months under sterile conditions after reconstitution.

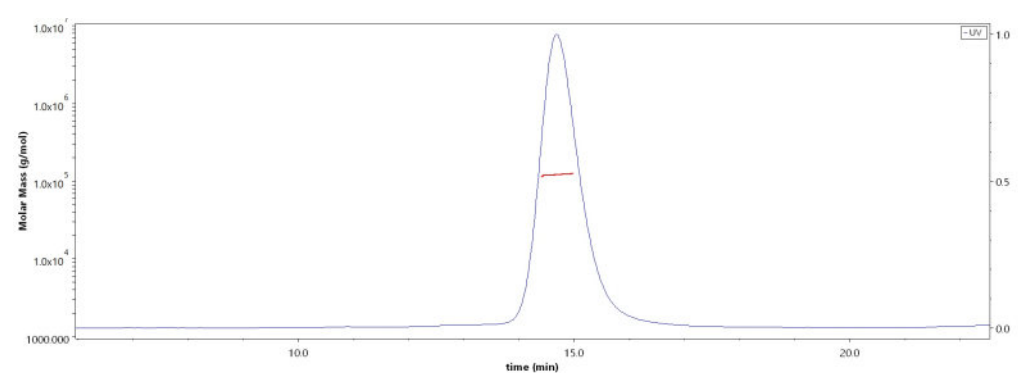
SDS-PAGE



Varicella zoster virus (strain Oka vaccine) gH&gL Protein, Twin-Strep Tag&His Tag on SDS-PAGE under reducing (R) condition. The gel was stained with Coomassie Blue. The purity of the protein is greater than 90% (With [Star Ribbon Pre-stained Protein Marker](#)).

Bioactivity-ELISA

SEC-MALS



The purity of Varicella zoster virus (strain Oka vaccine) gH&gL Protein, Twin-Strep Tag&His Tag (Cat. No. GHL-V5283) is more than 90% and the molecular weight of this protein is around 105-135 kDa verified by SEC-MALS.

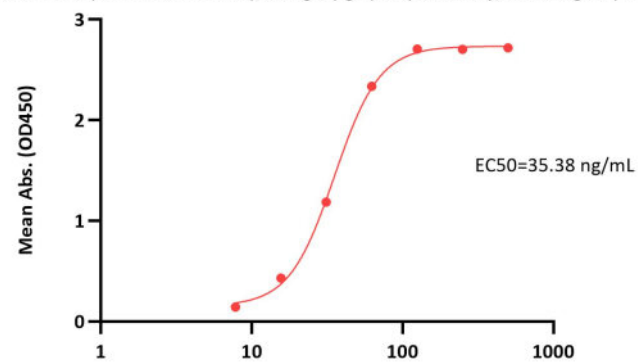
[Report](#)

Discounts, Gifts,
and more!





Varicella zoster virus (strain Oka vaccine) gH&gL Protein, Twin-Strep Tag&His Tag ELISA
0.1 µg of Varicella zoster virus (strain Oka vaccine), Anti-gH | gL (VZV) Antibody, Human IgG1 | Human Kappa per well



Varicella zoster virus (strain Oka vaccine) gH&gL Protein, Twin-Strep Tag&His Tag Conc. (ng/mL)

Immobilized Varicella zoster virus (strain Oka vaccine), Anti-gH | gL (VZV) Antibody, Human IgG1 | Human Kappa at 1 µg/mL (100 µL/well) can bind Varicella zoster virus (strain Oka vaccine) gH&gL Protein, Twin-Strep Tag&His Tag (Cat. No. GHL-V5283) with a linear range of 8-62.5 ng/mL (QC tested).

Background

The heterodimer glycoprotein H-glycoprotein L is required for the fusion of viral and plasma membranes leading to virus entry into the host cell. Acts as a functional inhibitor of gH and maintains gH in an inhibited form. Upon binding to host integrins, gL dissociates from gH leading to activation of the viral fusion glycoproteins gB and gH.

Clinical and Translational Updates

Discounts, Gifts,
and more!

